

New



Requirements

1. Had completed the pre-recorded online introductory course (Free and Open to all)
2. Complete the application form and send before November 1st - Application can be download (HERE).
3. The applicant must
 - Completed and approved the Pre-requisite Course with 80% mark or above (unlimited retries)
 - Have a valid WT licence
 - Be Recommended by the President of the Pertinent MNA
4. WT will review the applications and confirm by invitation, via email. So, applicant can proceed with Registration to the certification course that will take place in Rome, Italy.



More Information - [OUTLINE](#)





WORLD
TAEKWONDO

Powered By

Simply Compete



Step 1 – Register and take Pre-Requisite Course



WT Virtual Taekwondo Onli...

22 Apr 08:00 pm - 9 May 07:59 pm -03 -
Online

2 enrolled View registration(s)

Deadline: 9 May 01:00 pm -03

Enroll now

- Need a Valid GMS Licence
- Online Registration
- Free and open to all



Steps

1. Register on the course
2. Access course and watch the videos of each module
3. Take quiz
4. Approve quiz
5. Congratulation! you have completed Step 1

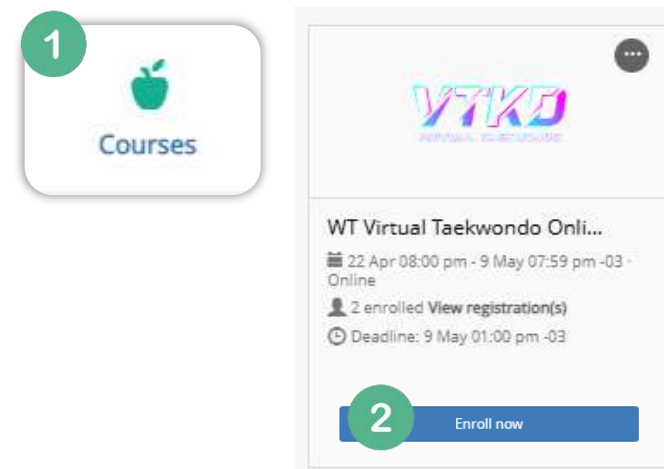


Register on Course

a) Login on your profile



b) Find your course





Take Course



WT Virtual Taekwondo Online Match Operator Certification Course

1. Game Introduction_2025.04.v1 - 7 mins 36 secs

Justin Teubel

VTKD
VIRTUAL TAEKWONDO

Match Operator Course
v.1/2025

WT Virtual Taekwondo Online Match Operator Certification Course

Overview Q&A Announcements Documents Upcoming Homework

The curriculum consists of structured modules delivered through videos, supplementary readings and quizzes.

Course Includes:

- i. Introduction to Virtual Taekwondo (15 minutes)
- ii. Virtual Taekwondo Technology and Systems (25 minutes)
 - a. Overview of VTKD Technology
 - b. Virtual Reality Headset
 - c. Motion Trackers
 - d. Calibration
- iii. Roles and Responsibilities of Match Operators (20 minutes)
- iv. Match Management and Workflow (15 minutes)
- v. Advanced Match Management Scenarios (25 minutes)
 - a. Disconnections

Evaluation Test:

- Participants must score at least 80% in each of the three quizzes to pass the course.
- Maximum 1 retake should anyone fail the quiz their first time.

2. Once finish with the video click on next subsection to more to the next module

Next sub-section



On this section you will see all the modules that you need to complete before access the Quiz.

The module will only be accessible once the previous one is completed

NON-ENGLISH KEYBOARD/LANGUAGE USERS



Turn Off Google Translator

MUST Turn off Google translator & spell check BEFORE you access the quiz



01


02

Done!!



Take Quiz

Final Module of the Course



WT Virtual Taekwondo Online Match Operator Certification Course 2 view(s)



Previous sub section

1



Next sub section

Outline Notes

Roles and Responsibilities

For Reading

☒ Content

Roles and Responsibilities

☒ Video

Quiz

Final Online Quiz

☒ Take Quiz

World Taekwondo

worldtkd.simplycompetes.com/sectionContent/11f00257-a99b-689f-a95e-06cafb866567?section=3&subSection=0&type=5&tab=overview

Hi, Yanina (WT-1059)

Search by name or Membership number

English US

MENU

A quiz is up next to test what you learned so far. If you are ready, take it. If not, please go back and review.

Take Quiz - Final Online Quiz quiz

WT Virtual Taekwondo Online Match Operator Certification Course

Previous sub section

Overview Q&A Announcements Documents Upcoming Homework

The curriculum consists of structured modules delivered through videos, supplementary readings and quizzes -

I. Introduction to Virtual Taekwondo (15 minutes)

II. Virtual Taekwondo Technology and Systems (25 minutes)

a. Overview of VTKD Technology

b. Virtual Reality Headset

c. Motion Trackers

d. Calibration

Outline Notes

Introduction to Virtual Taekwondo

Virtual Taekwondo Technology and Systems

Roles and Responsibilities

Quiz

Final Online Quiz

☒ Take Quiz

Finish Course



Complete Quiz

WT Virtual Taekwondo Online Match Operator Certification Course
Quiz > Final Online Quiz

Total questions: 20

Hi, Yarina (WT-1059)

Search by name or Membership number

English US

All Questions One at a time

Time Left 0:44:52

Percentage complete: 0 %

Remaining Quiz Attempts: 2

5 points

1.

What is a symptom of AXIS related issue?

- ☐ Transition from one game screen to another screen will lag
- ☐ Kicks become inaccurate during gameplay
- ☐ Game application stopped working when AXIS is low on battery
- ☐ Kicks are successfully landed on the opponent, but no damage is registered

Add comment for this question here

5 points

2.

Who is responsible for intervening in the game when necessary, during round?

- ☐ Game Master
- ☐ Technical Operator
- ☐ Equipment Manager
- ☐ Spectator

Add comment for this question here

5 points

20.

What is the

- ☐ Man
- ☐ Acti
- ☐ Over
- ☐ Enfo

Add comment for this quiz

Submit

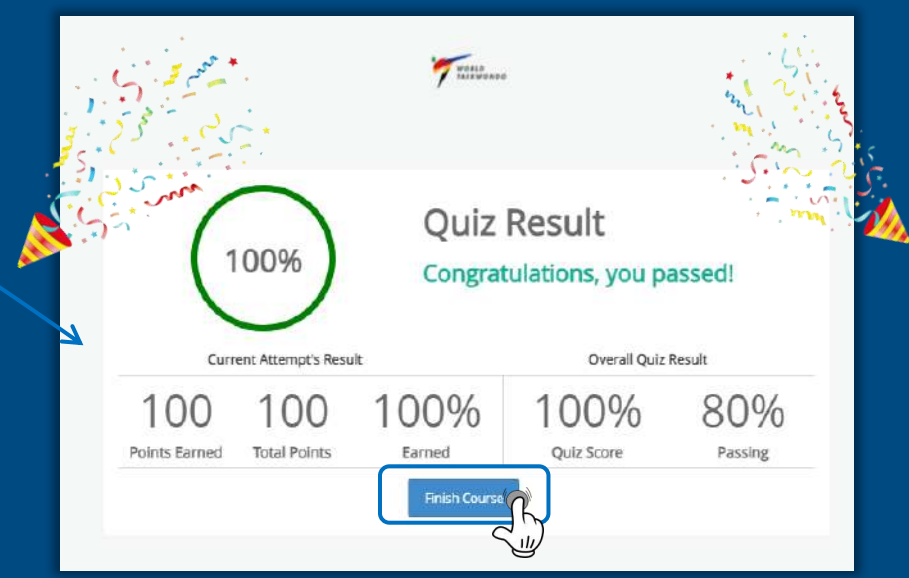
Be Aware of
time left



Answer all
questions



Submit your answers



Quiz Result
Congratulations, you passed!

Current Attempt's Result			Overall Quiz Result	
100	100	100%	100%	80%
Points Earned	Total Points	Earned	Quiz Score	Passing

Finish Course



Not able to access quiz? Contact us
Support.gms@worldtaekwondo.org
Screenshot of the page and your
name & licence number



Step 2 – Application for On-site Course

1. Applicant Requisites
 - Completed and approved the Pre-requisite Course with 80% or above mark
 - Have a valid WT licence
 - Be Recommended by the President of the Pertinent MNA
2. Download and Complete Application form (HERE) and sent to vtkd@worldtaekwondo.org Before November 1st, 2025
3. WT will review the applications and confirm by invitation, via Email, to those applicants selected so they can proceed with registration on the Certification Course.
4. Register on the On-Site Certification Course – 3rd Edition Singapore – Before November 21st, 2025 (CET 5pm)
5. Submit Flight & Accommodation Information Form (HERE) and sent to opsexec@stf.org.sg Before November 5th, 2025 (CET 5pm)
6. Pay registration fee, online or Offline – Before Registration Deadline



More Information - [OUTLINE](#)

